

Ola

În grupa mare

**Fișe de evaluare
pentru preșcolari**

5 - 6 ani

Număra obiectele din fiecare grupă. Unește printr-o linie fiecare grupă cu cifra corespunzătoare numărului de obiecte.





















Fișe de evaluare Semestrul I

1. Ascultă cu atenție cerințele citite de un adult.
2. Gândește-te la rezolvarea fiecărei cerințe.
3. Rezolvă cerința folosind creioane colorate.

Ola îți ține pumnii 😊

Numele și prenumele copilului







Numără obiectele din fiecare grupă. Unește printr-o linie fiecare grupă cu cifra corespunzătoare numărului de obiecte.



Trasează linii pe puloverul ursulețului de pluș, după modelul dat.
Colorează apoi ursulețul.



Formează, prin încercuire, grupe de câte 3 animale de același fel.
Câte grupe ai obținut în total?



1. Câte bușine sunt în fiecare pățanț? Colorează-le cu aceeași culoare pe care o preferați.
corespunzătoare.










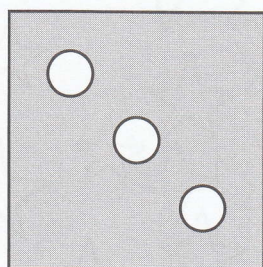



Fișe de evaluare Semestrul al II-lea

1. Ascultă cu atenție cerințele citite de un adult.
2. Gândește-te la rezolvarea fiecărei cerințe.
3. Rezolvă cerința folosind creioane colorate.

Ola îți ține pumnii 😊

Numele și prenumele copilului

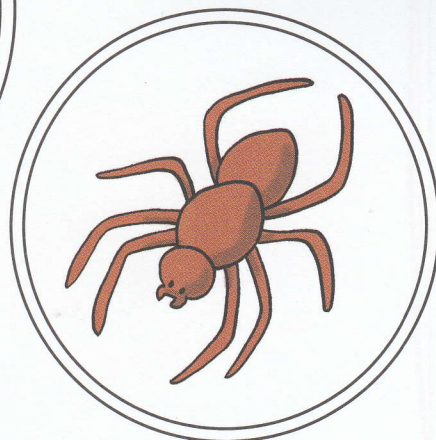





1. Câte buline sunt în fiecare pătrat? Colorează-le cu aceeași culoare pe care o are cifra corespunzătoare.



Ce visează Mara să construiască din stele?
Colorează doar stelele cu 6 colțuri și vei descoperi.



Cum comunică animalele? Reprodu glasul pisicii, al găștei, al calului și al porcului.
 Colorează ramele imaginilor în care sunt ilustrate animale cu 4 picioare.
 Desenează un X sub imaginile animalelor domestice.



Privește cu atenție fiecare personaj aflat în mișcare.
Desenează-l identic în spațiile de mai jos.

